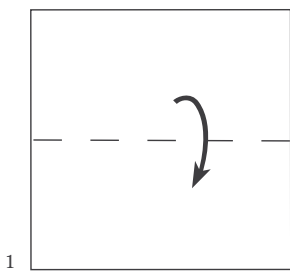


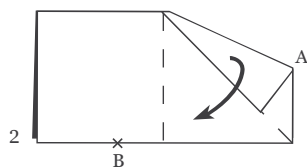


Folding Marquee



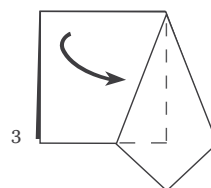
1

Open the napkin and fold the upper half downwards.



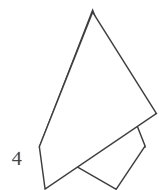
2

Fold the upper right top to the diagonal line of the right half. Then place point A on point B.



3

Place the left half over the right side so that you get two tips at the base.



4

Lift the napkin and shape it by widening carefully from inside. The arrangement is now completed.