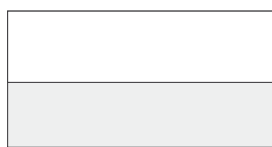




Folding Elegant Fan



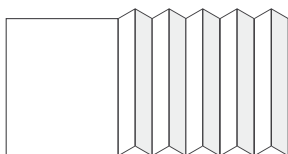
- 1 Open the napkin and fold the upper half downwards.



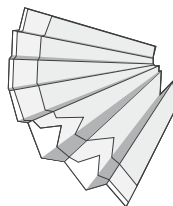
- 2 Fold the upper layer half up to the top.



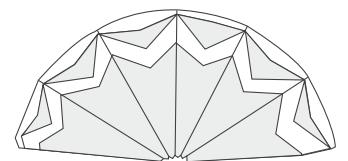
- 3 Now take the downward layer and fold it upwards, ending 2 cm below the top.



- 4 Fold the napkin in 5 cm wide accordion pleats, beginning from the smaller side.



- 5 Now hold the napkin at its closed side. The simple napkin layers open at the other side. Pull the simple napkin layers from the innerlying foldings upwards to triangles.



- 6 Fan out the napkin carefully and place it on the plate.